

# CALGARY REGIONAL 4-H HORSE SHOW RULES

Revised February 10, 2017

## A. General Rules

1. **In order for any member to enter their project horse in any Calgary Regional 4-H Horse Show, they must hand in to the Show Committee at the January Regional 4-H Horse Committee meeting of the current club year, a properly completed and signed Declaration of Mount registering that horse as the member's PROJECT animal.**
2. All exhibitors are subject to the rules and regulations of the Calgary Regional Horse Show Committee.
3. Exhibitors must be members in good standing in their own 4-H club, with this to be declared by club leaders on show entry forms.
4. In order for a club's members to participate in any Regional 4-H Horse Show, the club must be a member in good standing of the Calgary Regional 4-H Horse Show Committee.
5. To be in good standing, a club must have fully paid all Regional & District 4-H dues and it is mandatory that a club representative attend the Annual General Meeting which is held in October. The only exception is a new club that organizes after the AGM. Club representatives can be a club leader, senior member or parent. To participate in Regional 4-H Horse committee activities (workshops, clinics, Regional Horse Show) clubs must:
  - i. Those clubs **NOT** participating in 4-H on Parade do not have to attend 4-H on Parade meetings but must have a representative attend 70% of the Regional 4-H Horse Committee meetings (4 per year – October, January, March and June)
  - ii. Those clubs participating in 4-H on Parade must have a representative attend 70% of all meetings which include Regional 4-H Horse Committee meetings and 4-H on Parade meetings (7 in total)

(Note: Only 4-H on Parade business will be discussed at 4-H on Parade Horse Committee meetings. All other Regional 4-H Horse business will be tabled until the next Regional 4-H Horse Committee meeting for discussion and decision making.)

For new clubs being formed or clubs with newly formed horse projects, these minimum requirements will be based on the number of meetings left in the year, from the date of club registration.

- iii. mandatory attendance at the Annual General Meeting which is held in October. The only exception is a new club that organizes after the AGM.
6. The exhibitor's horse must be his/her own project horse, with this to be declared by leaders on show entry forms.
7. For 4-H on Parade entries will consist of ONE project horse per member. At the Calgary Regional 4-H Horse Show, entries may consist of more

February 10, 2017

than one project horse per member. For the Young Horse Showmanship class, the horse must be no older than 2 years of age and not able to be ridden in any other classes. A Mini Horse must be 38" and under at the withers and a Junior Horse is to be 5 years and under as of January 1 of the current year.

8. Members are to use a 4-H project horse declared for the current 4-H year, for both 4-H on Parade and the Regional Show. Members are not allowed to change project horses during the summer in order to bring a different horse to the Regional 4-H Show (except for reasons listed in A.7). However, if a member has more than one project horse registered at the beginning of the club year, and completes a record book on that other project, the member may substitute that other project horse for either Show.
9. Project horse replacement is allowed any time before April 1<sup>st</sup> due to illness, lameness or death, supported by one of the following documents (1) Veterinarian certificate (2) receipt from a Veterinarian or (3) a letter from the Club Leader. This is to be at the discretion of the club leader and club, followed by approval of the Show Committee. Replacement of a horse after April 1<sup>st</sup> will be allowed, but will fall under the restrictions stated in the "Changing of Project Horse Policy" (see Addendum #6 attached). Project horse replacement will not be allowed after the scratch deadline.
10. Exhibitors are not allowed to share a project horse for any Regional 4-H Horse Show.
11. Stallions are not allowed.
12. The judge may ask for an individual performance, and may also ask questions concerning horsemanship, anatomy, tack, etc.
13. A rider will not be asked to perform on someone else's horse or asked to remove a piece of equipment for the purpose of placing the class.
14. The judge shall have the authority to request the removal or alteration of any piece of equipment etc., which in his opinion would give a horse an unfair advantage, or which he believes is inhumane.
15. All class patterns will be emailed as well as posted as soon as possible but at least one hour prior to the start of the class.
16. The show committee will address any point not covered.

## **B. Levels**

1. Classes are compiled based on the mounted level that the members are currently working on and age of contestants in that level. The Show committee will determine class size. Level 1 classes will not be combined with higher levels. All other classes with less than 4 members may be combined with higher levels. (Example level 2 and 3 could be combined).
2. Once members accumulate 6 or more 1st and 2nd place ribbons within their level at regional horse shows, they will advance to the next level. This applies to 4-H on Parade and the Calgary Regional Shows. Riders must move up to the next level once they have completed their current level.
3. Once a rider has established a riding/skill level and has participated at a 4-H Regional Show at that level, the rider may not drop to a lower level at

future shows. This rule will also apply to members who choose a different project mount that may be younger or less experienced.

4. Level 1 members will not be asked to lope/canter their horses.
5. Hunter Hack, Hunter Over Fences, Jumper, Working Hunter and Reining classes will be offered for Levels 4 to 7 only, and only for those members who have had previous jumping training. They will not be included in High Point calculations.

### **C. Show Entries**

1. Payment of entry fees must be made at the time of entries. It shall be each club's responsibility to collect all fees and submit one (1) cheque payable to the Calgary Regional Horse Committee. Club entry deadline for 4-H on Parade entries is April 1.
2. In the case of N.S.F. cheques, the Committee will notify the club after notification from the bank. Unless payment is made within 1 month's time after being notified, no further entries will be accepted until payment of fees and bank charges have been made.
3. Misrepresentation of any information on any entry form, unless notice is given to the Show Committee prior to the show, will result in forfeiture of fees and prizes. It is the club's responsibility to check entry forms and ascertain that all information is correct.
4. Entry fees will only be refunded with a veterinarian's certificate, a doctor's note, or at the discretion of the Show Committee.
5. POST ENTRIES ARE NOT ACCEPTED.
6. Horses must be deemed show fit. This is to be at the discretion of the show committee.

### **D. Conduct and Behaviour**

1. Any act of discourtesy or disobedience to a judge or official by the exhibitor or his family may, at the committee's discretion, expel the exhibitor from the show, with no refund of fees.
2. Abuse or inhumane treatment of a horse by an exhibitor, his family, or 4-H leader will not be tolerated. The exhibitor will be excused from the show with no refund of fees, at the discretion of the Show Committee.
3. Parents, leaders, adults or non-4-H members are not allowed to ride any project horse at any time at any Regional Show.
4. The judge's decision is final in respect to any horse in competition (i.e. placings, soundness, etc.)
5. The judge will excuse any unruly horse or one whose actions endanger other exhibitors or their horses.

6. No one shall approach a judge with regard to a decision; however a question may be directed to the Show Chairperson who will then direct the question to the judge and relay the judge's response to the questioner.
7. An exhibitor must be correctly attired for the class in question. The Show Committee or its representatives, may, at their discretion, ban any entry from entering the ring if not suitably presented.
8. Exhibitor numbers may be worn on the exhibitors back or in the case of two numbers provided, pinned to each side of the saddle pad.
9. Any exhibitor late for a class (regardless of reason) may be denied entrance to the class.
10. Any exhibitor acting contrary to the rules and regulations or in any manner deemed improper, dishonest or unsportsmanlike will be excused from the show without refund of fees, at the discretion of the Show Committee.
11. All protests and complaints will be submitted in writing with a \$25.00 fee to the Committee Chairman and will be dealt with at the Committee's next meeting.

#### **E. Committees**

1. The Calgary Regional Horse committee is responsible for compiling the show schedule, the classes and for recording class results at 4-H on Parade and the summer Regional show. 4-H on Parade results are to be forwarded to the Regional 4-H office in electronic form. Results will be forwarded to club leaders upon request after the shows.
2. The Calgary Regional Horse Committee and the judges sub-committees will decide on fees paid for judges, mileage, etc., for both 4-H on Parade and the Regional Show. This also applies to judges for trail.

#### **F. Awards**

1. Points computed for individual high point awards will be as follows:
 

1st	-	8 points
2nd	-	6 points
3rd	-	5 points
4th	-	4 points
5th	-	3 points
6th	-	2 points
<b>Participation</b>	-	<b>1 point</b>
2. Points for Club High Point Award are given on the basis of one point for each member entered and actually participating in a class in addition to any points awarded to a member of a club for placings, divided by the number of participating members from that club. Clubs with less than 4

members participating at the regional shows will not be eligible for club high point award.

3. All scratches must be given to the **Show Chair** prior to two (2) weeks from the date of the show. Scratches after this date will be noted, but the numbers of participating members per club will not be altered after this date, which will in turn affect club high point calculations.
4. Clubs will be notified of all classes eligible for high point awards at the said show.
5. First place through to sixth place receive a ribbon. A small prize will accompany first place as decided on by the Awards Sub-Committee and Calgary Regional Horse Committee.
6. The awards sub-committee and the Calgary Regional Horse Committee will decide on 4-H High Point and Reserve High Point awards.
7. Stall award winner(s) for 4-H on Parade will have their name(s) and date added to the Calgary Regional traveling plaque in addition to receiving a banner.
8. High Point Club for the Regional 4-H Horse Show will have their name and year added to the traveling plaque in addition to receiving a banner.
9. Any club that removes it's livestock and/or decorations before the release time at 4-H on Parade without the permission from both the barn boss and show committee will not be eligible for the club high-point and individual awards, at the discretion of the show committee.

## **G. Drugs and Testing**

1. Any drug or medication which has a stimulant or depressant effect on the central nervous system is prohibited. Local anaesthetics are also prohibited.
2. The use of pain killers (i.e. Bute) will be looked on unfavourably by the Committee, which maintains the right to excuse a horse from competition.
3. An exhibitor, if asked, must submit his horse to a drug test or be expelled from the show without refund of fees.
4. Drug testing is done at the exhibitor's expense if the drug test is positive. If the test is negative, the complainant will pay the expense.
5. Any horse found to be under the influence of a prohibited drug would be expelled from the show without refund of fees.
6. Situations will be handled on a case by case basis by the Show Committee

## **H. Showmanship**

1. Showmanship shall be judged strictly on the contestant's ability to fit and show his horse.
2. A halter must be used for a contestant in Western attire (for Western Attire see Section J. Western, 1. Personal Appointments). Halter and

lead must be clean, well-fitting and in good repair. Halter must be nylon web or leather; rope or cotton blend halters are not allowed.

3. Shank should be leather or rope with a snap hooked onto the ring under the jaw or leather with a chain, which is passed through the near cheek ring, under the horse's jaw, through the far cheek ring and snapped to the far upper halter ring. The end of the lead shank must be coiled with a finger between coils, or held in a figure 8.
4. An English bridle (should be leather) must be used if contestant is dressed in English attire (for English Attire see Section I. English, 1. Personal Appointments) with one finger placed between the reins.
5. Chaps and spurs are not allowed.
6. Leg wraps or splint boots are not allowed.
7. Patterns will be provided in club packages as well as posted one hour prior to class start.

## I. English

1. **PERSONAL APPOINTMENTS:** ASTM/SEI Helmets with chin straps securely fastened are a requirement for all English classes. Should be dark coloured or covered with a dark coloured cover. Dark colored or tweed jacket (A solid coloured sweater is acceptable in exchange for Jacket), breeches (or jodhpurs) should be neutral colours (beige, buff, light grey, or rust), shirts should be white or light coloured, with either a collar and tie or with a choker collar (if a pin is worn, it should be smooth edged). English boots should be black or brown with (a smooth sole and a heel, minimum ½". Half chaps are allowed, if brown or black and matching the boot color. Dark gloves are recommended. Spurs are optional, but if worn must be smooth and unrowelled and of the English type with a maximum ¾" shank length. Riders must be neat and clean. Contestant's hair should be neat and contained in a hair net, braid or bun.
2. **TACK:** Tack should be clean, neat and in good repair. All tack should be properly fitted.  
**Saddle** should be of the English type.  
**Saddle pads** may be fleece or cotton; a numnah shaped contoured pad is recommended. They should be solid (not patterned) and conservatively coloured (white, tan, brown, hunter green, navy, black, burgundy).  
**Girths** will be acceptable in leather, string or nylon. They should be black, brown or white, ideally matched to the saddle.  
**Stirrup irons** should be stainless steel. Safety irons are allowed. They should be of appropriate size. Rubber pads are acceptable.  
**Bridles** must be leather, English in style, with a leather brow band (not solid white, coloured or sequined). Must have a leather cavesson noseband. Thin white edging is permissible. Recommended Tack

**Bits** should be English in style: snaffle, Pelham with two reins (no converters), double or Kimberwick with a smooth, egg shaped, round or oval mouthpiece, with a minimum 5/16" diameter, measured 1" in from the cheek piece. Kimberwicks and Pelhams are both leverage bits, and are required to be used with an appropriate curb chain.

Equipment not allowed:

- Western bits.
- Twisted wire snaffles or gag bits
- Ear Nets (bonnets)
- Side reins or draw reins
- Figure "8"s, flashes or drop nosebands.
- Bitless Bridles
- Driving Bits
- Bit guards
- **Solid white, coloured or sequined brow bands.**
- Leg wraps or splint boots.
- Whips.
- Crops, except in Hunter Hack, Hunter (Equitation) Over Fences, Jumper, Working Hunter and must not exceed 30" in length.

(For further clarification, refer to attached summary of English Bits - Addendum #1 & 2 and the Calgary Region Bit Document.)

**Tack Exceptions for the following events:**

**Hunter (Equitation) Over Fences & Working Hunter:**

Martingales **ARE** allowed.

Dark colored Crops or Whips not exceeding 75 cm (30 in.) **ARE** allowed.

**Jumper:**

Martingales **ARE** allowed.

Boots and/or bandages **ARE** allowed.

Ear nets (bonnets) **ARE** allowed.

Figure 8, Flash or Drop noseband **ARE** allowed

Bit guards **ARE** allowed

Dark colored Whips or crops **ARE** allowed

3. **ENGLISH EQUITATION:** To be shown at a flat-footed walk, ordinary trot, collected (sitting trot), extended trot and easy canter. Hand gallop at the judge's discretion, (8 riders or less). Light contact is to be maintained. Riders may be asked to do individual tasks. Contestants may be asked to rein back (back-up). Horses will be worked both ways of the arena at all gaits. The class is judged on the rider and his or her effect on the horse.
4. **ENGLISH PLEASURE:** The horse and rider are judged. Members will work on the rail in both directions at a walk, trot, canter and hand gallop

February 10, 2017

(8 riders or less). The order of gaits is not specified and may vary. Horses are to stand quietly and back readily. In judging, emphasis will be placed on the horse's performance, manners and way of going.

5. **HANDY HORSE (Trail course ridden in English attire and tack):**  
This class will be judged on the performance of the horse over obstacles, with emphasis on manners, response to the rider and quality of movement. Obstacles will not be dangerous or hazardous to a horse. Horses may be required to show the three basic gaits between obstacles. Competitors will be allowed 2 refusals or a maximum of 30 seconds to attempt an obstacle and then will be asked to move on. Once the Handy Horse course has been set, there will be no practicing. To be ridden in English Attire and Tack.
  
6. **HUNTER HACK: (For Level 4-7 riders who have had previous experience with this event.)**  
Pattern will be posted. Maximum height of jumps is to be 2'0". Jumps are recommended to be in increments of 12 feet (3.5 meters) but adjusted to no less than two strides. A ground rail is recommended for each jump. Double bridle (full bridles) leg wraps and/or splint boots are not allowed. Crops, not to exceed 30" in length, are permitted. An ASTM or SEI approved helmet with full harness is required. The class will be judged on form over fences, even pace, a smooth, quiet and willing performance, manners and rail work. Faults include wrong leads or diagonals at the trot, excessive speed or slowness, balking, refusing, breaking gait, opening the mouth or being out of control. Jumping too high, too soon or too late will be penalized. Usually horses will be required to canter over at least one jump (see pattern before the class). Horses eliminated in over fence portion of the class shall be disqualified. A fall of either a horse or rider in all classes over fences will result in disqualification. For further clarification on Attire & Tack, see I. English, Sections 1 & 2.
  
7. **HUNTER OVER FENCES (HUNTER EQUITATION OVER FENCES); (For Level 4-7 riders who have had previous experience with this event.)**  
The purpose of this event is to evaluate rider's correctness and ability over the fences. Course is to be posted one hour prior to the class. At least four obstacles are required and horses must jump a minimum of six fences. At least one change of direction is required. Maximum height of fences to be 2'0".  
The exhibitor is being judged as soon as he/she enters the arena. Exhibitors have the option of entering the arena at any gait (unless otherwise stated on the course), making transition to canter from halt, walk or trot before approaching the first fence. Each competitor may circle once before approaching the first obstacle, then proceed around the course keeping an even pace throughout. Rider must obtain correct lead to properly turn around end of arena before breaking into final trot circle. The class is not over until the exhibitor trots a circle and walks out of the ring. Riders should leave the arena at a walk unless otherwise



instructed. Except for refusals, jumping faults of the horse are not to be considered unless it is the result of the rider's ability. If a refusal occurs in a double or triple, competitors must re-jump all obstacles in the combination. Elimination will result from 3 accumulated refusals, going off course or fall of horse or rider. If elimination occurs during a ride-off, the competitor is placed last of all those chosen for the ride-off.

**8. JUMPER: (For Level 4-7 riders who have had previous experience with this event for safety reasons)**

Jumpers are scored on a mathematical basis and penalty faults, which include knockdowns, disobediences and falls. The course will consist of a minimum of 4 obstacles; horses are to make a minimum of 8 jumps. Height of obstacles will be a maximum of 2 ft.

**9. WORKING HUNTER: (For Level 4-7 riders who have had previous experience with this event for safety reasons)**

Maximum height of jumps is to be 2'0". To be judged on manners, way of going and style of jumping. Horses shall be credited with maintaining an even hunting pace that covers the course with free-flowing strides. Fences shall simulate obstacles found in the hunting field, such as natural looking post and rail, brush, walls, coops and ascending oxers, where available. There will be a minimum of four obstacles and horses will jump a minimum of eight fences. One change of direction is mandatory. Preference will be given to horses with correct jumping style that meet fences squarely, jumping at the center of fences. Any error that endangers the horse and/or its rider, particularly refusals or knockdowns, shall be heavily penalized. Distance between fences is recommended to be in 12-foot (3.5 meter) increments. Circling once upon entering the ring is permissible.

Judges shall penalize unsafe jumping and bad form over fence, whether touched or untouched, including twisting, and incorrect leads around the ends of the course or cross-cantering.

Elimination:

1. A total of 3 disobediences which can include any of the following: refusal, stop, run out or extra circle.
2. Jumping an obstacle before it is reset.
3. Bolting from the arena.
4. Off course.
5. Deliberately addressing an obstacle.

## **J. Western**

1. **PERSONAL APPOINTMENTS:** Riders must wear clean and neat appropriate Western attire, which would include a cowboy hat or approved equestrian helmet (**all members in Horsemanship Levels 1-3, and all members born in 2000 or later, must wear an approved**

**helmet while mounted**), shirt, blouse, jacket or vest with long sleeves and collar (band, tuxedo, stand-up, etc.), and cowboy boots. Pull on boots are preferred. Long tailed shirts must tuck in. Slinky shirts are permissible. Shirts with cut outs are not acceptable. Pants should be of the Western type (slacks, trousers, jeans, etc.). Pants with belt loops must be worn with a belt. The wearing of blue jeans is acceptable, providing they are clean and in new condition. Chaps and spurs and gloves are optional. Spurs must be humane and of the Western type.

2. **TACK:**

All equipment must be clean, tidy and in good repair. Silver equipment shall not be given preference over good working equipment.

**Saddle** must be of the western type without tapaderos. Must have **stirrup hobbles** above the stirrup. If riding with an optional **back cinch**, the back cinch must be hobbled to the front cinch. Correctly fitting **breast collar** is optional.

**Bridle** must be of the western type with a brow band or one or two ear pieces. A bridle with a **brow band** must have a **throatlatch**.

Western bridles must have a **curb or chin strap**. Curb or chin straps may be either leather or chain, but must be at least ½" wide and must lay flat; this applies to each portion of the curb strap, combined width.

Leather **chinstraps** are required with a **snaffle bit** in a western bridle.

Chain curb or chin straps are not allowed with a snaffle bit.

Any suitable humane western **bit**, as described below, is acceptable:

- It must have a maximum overall length of 8 ½" (measured from the inside of the top ring to the pull point of the bottom ring).
- Mouthpieces must be a minimum of 5/16" measured 1" in from the cheek.
- Mouthpiece may be one, two or three pieces and should be smooth, egg shaped, round or oval.
- The port of a curb bit must not exceed 3 ½".

(Refer to attached summary of Western Bits - Addendum #3 & 4 and Calgary Region Bit Document for further clarification)

**Reins**

On a curb or shanked bit, reins must be attached to the end of each shank. The curb or chin strap attaches to the bit at the same place as the cheek pieces of the bridle.

When split reins are used on a shanked bit:

- One finger is permitted between the reins.
- The end of the reins must fall on the same side as the rein hand.

When using romal reins:

- The rider's hand shall be around the reins with the thumb on top and the fingers closed lightly around the reins. No fingers between the reins are allowed.
- The extension may be carried in the free hand with 16" spacing between the reining hand and the free hand holding the romal.

- The requirements for hobbles to be on a saddle will NOT be enforced.

~~Snaffle bits and Bbosals~~ are acceptable for **Junior horses** only. (See exception in No. 7 below.)

Horses over the age of five (**Senior horses**) ~~must~~can be shown in a shanked bit or a snaffle bit. (see exception in No. 7 below)

Equipment not allowed includes:

- Nosebands, cross reins, draw reins, martingales, tie downs, barrel/roper reins, leg wraps, splint or skid boots.
- Twisted wire, wire wrapped or chain mouthpieces, gag bits, donuts, prong bits or mechanical hackamores.

3. **WESTERN PLEASURE:** Horses are to be shown at a walk, jog and lope in both directions of the ring. Horses will be required to back easily and stand on a loose rein. Extension of any gait may be asked for. In Western Pleasure, the horse is judged more than the rider and will be judged on performance, manners and way of going.
4. **WESTERN HORSEMANSHIP:** Horses are to be shown at a walk, jog and lope and may be asked to back up. Participants may be required to perform an individual pattern and may be asked questions regarding horsemanship, anatomy, tack, etc. In Western Horsemanship, the rider will be judged more than the horse, and will be judged on seat, hands and the ability to control and show the horse. Cues and aids should not be noticed. Riders should display a precise ride in total unison with their horse, exhibiting poise and confidence. Patterns (if required) will be posted one hour prior to class.
5. **TRAIL CLASS:** This class will be judged on the performance of the horse over and through obstacles as directed by a predetermined course, with emphasis on manners, response to the rider and quality of movement. Obstacles will not be dangerous or hazardous to a horse. Horses may be required to show the three basic gaits between obstacles. Competitors will be allowed 2 refusals or a maximum of 30 seconds to attempt an obstacle and then will be asked to move on. Once the Trail course has been set, there will be no practicing. To be ridden in Western Attire and Tack.
6. **REINING:** In reining, a horse should be willingly guided or controlled through a given pattern with little or no apparent resistance and dictated to completely. Credit will be given for smoothness, finesse, attitude, quickness and authority in performing the various maneuvers while using controlled speed. All horses will be judged immediately upon entering the arena and judging will cease after the last maneuver. Any fault incurred prior to the commencement of a pattern will be scored accordingly. Leg wraps and/or boots optional at the rider's discretion.

7. Members in levels 3 and under may ride with two hands in western classes, regardless of age of horse. ~~However, senior horses must still be ridden with a shanked bit except in Levels 1 & 2 where a senior horse may be ridden in a snaffle bit as long as the member is able to maintain control of the horse. This applies to both Horsemanship and Pleasure Classes.~~
8. Members in Levels 4-7 must ride with one hand with the exception of junior horses 5 and under, which may be ridden with two hands if using a snaffle bit or bosal. This applies to both Western Pleasure and Equitation Classes.
9. Members riding with two hands in western classes should use the bridge method when holding the reins. However, the two hands, two reins method (one rein held in each hand with the reins crossing over the horse's neck) may be used for Level 1-3.

#### **K. Junior Horse**

1. The age of a horse shall be reckoned as beginning on January 1 in the year, which it was foaled. A Junior Horse must be five (5) years of age or under on January 1<sup>st</sup> of the 4-H club year.
2. A Junior Horse may be shown in either a snaffle bit or bosal with two hands, or a shanked bit with one hand. An acceptable bit is defined as any humane western bit having a smooth egg shaped, round or oval mouthpiece being a minimum of 5/16" in diameter, measured 1" in from the cheek. An acceptable snaffle bit will be the same, but without shanks. Chinstraps are required with a snaffle bit in a western bridle. Twisted wire, wire wrapped or chain mouthpieces, gag bits, donuts and prong bits are not acceptable. Mechanical hackamores are not acceptable and bosals with metal in the noseband are not permitted.

#### **L. Obstacle Course (Miniature Horses)**

1. Suggested obstacles include the following: back through or out of obstacle, slicker, walk through narrow passage, pick up a letter or obstacle, bridge, walk over poles, logs etc, walk through pattern created using markers, pylons etc, side pass and walk under obstacle. Jumps cannot exceed 12" in height.
2. Obstacle courses will contain 6 items.
3. Patterns to be posted one hour prior to start of class.
4. Obstacle course to be judged as per trail class.

#### **M. General Rules for Gymkhana**

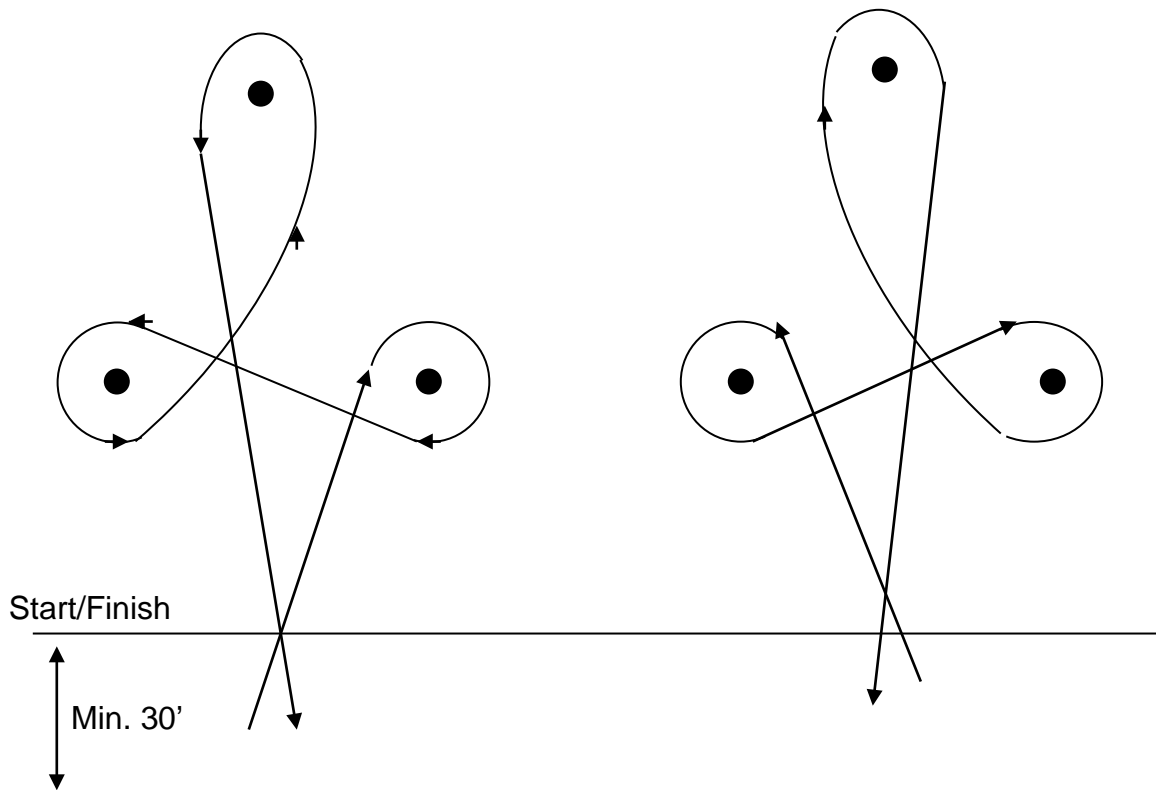
1. Whips, bats or quirts, not to exceed 30" in length, may be used in moderation behind the cinch.
2. Western or English tack and clothing can be used (refer to clothing rules in sections I and J) but they cannot be combined (with the exception in No. 3 re Kimberwick bits). Helmets are mandatory for all Horsemanship Level 1-3 riders, all riders born in 2000 or later and all English riders. Helmets are highly recommended for all other riders. Pins and neckties are not required. Baseball hats, T- Shirts and tank tops are not permitted.
3. Bits are the option of the competitor but must be humane and fall under the description of acceptable bits as described in sections I. (2) and J. (2) above – English & Western Tack. The bit should be mounted in a matching headstall. Acceptable snaffle bits may be used on western horses over 5 years of age if the rider is able to demonstrate control of the horse with that snaffle bit. English Kimberwicks may also be used on western horses but must be mounted in an English headstall.
4. Tie downs, running martingales, barrel/roper reins, splint and skid boots are acceptable in game events only.
5. No bare wire on equipment will be allowed.
6. Humane spurs are optional.
7. Excessive use of a whip, striking a horse in front of the front cinch, or excessively rough hands will result in disqualification.
8. Use of any equipment that the judge considers too severe will result in immediate elimination.
9. Riders may use 2 hands and may hold onto saddle.
10. Running starts are not permitted.
11. Horses will be timed on the nose to start and finish.
12. In events where (2) contestants are being run at the same time, members cannot cross the arena centre line. In Stakes and Poles, contestants will start on the right side of the poles.
13. Reruns are not allowed unless there is timer difficulty or substantial interference from another competing horse. (This is to be determined by the judge). No reruns for faulty equipment.
14. Contestants will be penalized 1 second for losing their hat in the arena during their run.
15. Level 1 riders compete at a walk/trot only. Riders will be disqualified if their horse breaks into a lope during any of the gymkhana events.

## **N. Gymkhana Events**

### **Barrel Race**

1. Left or right barrel may be taken first as long as the proper cloverleaf pattern is followed.
2. Nose of horse to be timed across score line, starting and finishing.

3. NO running starts.
4. Contestants may touch the barrel to prevent it from being knocked over.
5. Contestants time will be assessed a 5 second penalty for knocking over a barrel.
6. Contestants will be penalized 1 second for losing their hat in the arena during their run
7. No re-run for faulty or broken equipment being used by the contestant.
8. Contestants will be disqualified for:
  - a. Breaking the cloverleaf pattern.
  - b. Excessive use of whip or using whip ahead of front cinch.
  - c. Fall of horse or rider.
  - d. Crossing the start/finish line before the run is completed.

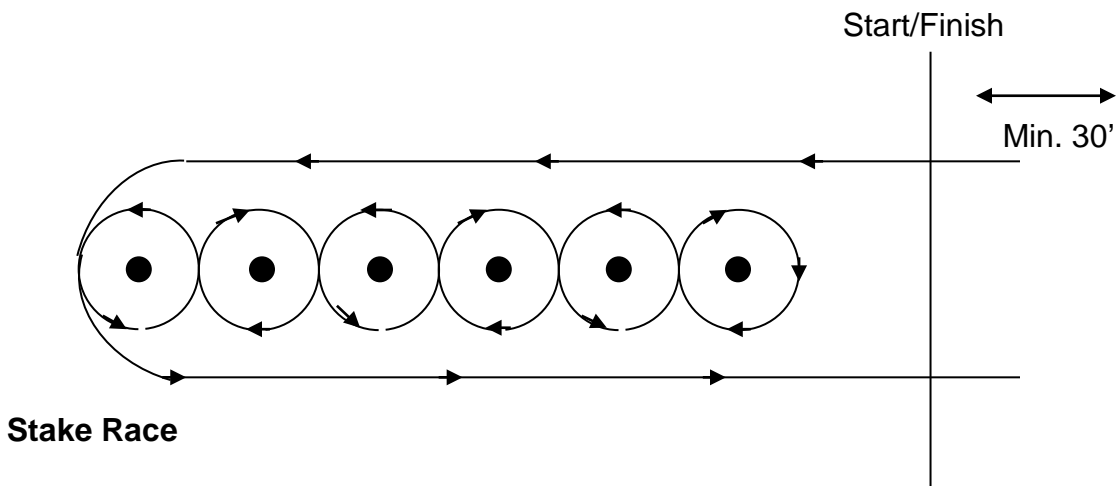


Barrels to be set to suit the arena. Barrels should be no less than 15' from the fence.

### Pole Bending

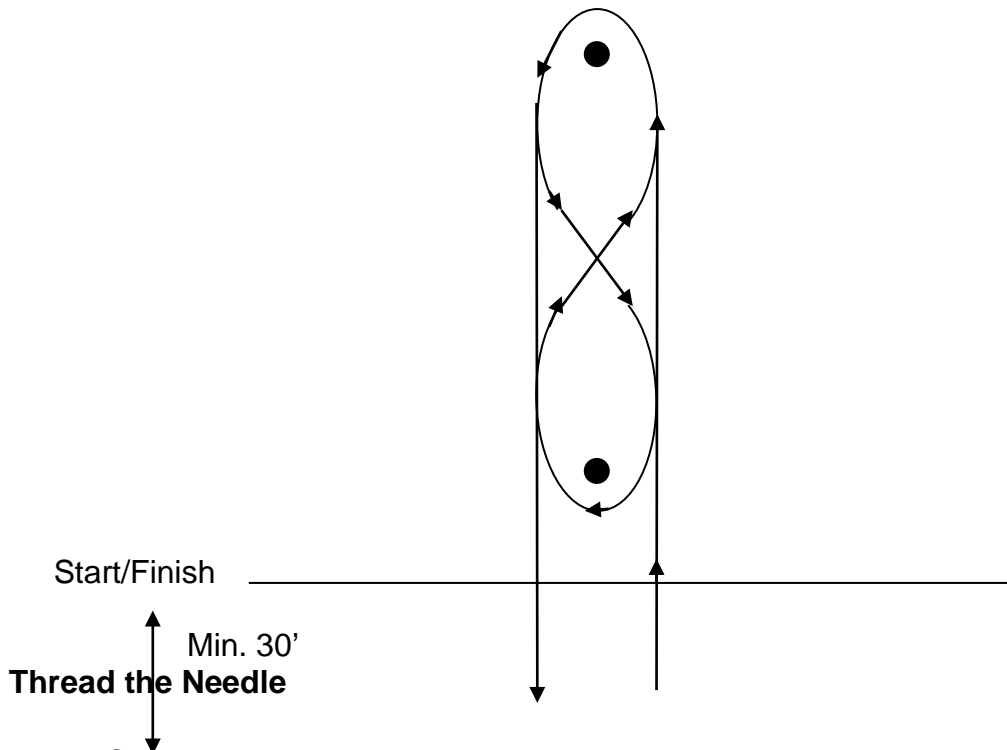
1. The course will consist of 5 or 6 poles (depending on the size of the arena) placed 21 ft. apart and 21 ft. from the start/finish line.
2. Nose of horse to be timed across score line, starting and finishing.

3. NO running starts.
4. If running two riders at a time, both riders will start on the same side of the poles, which will be determined before the event begins.
5. The contestant will race down the designated side of the poles to the furthest pole, turn around that pole and then weave through the poles, making alternating right and left turns, turn around the end pole and weave back to the furthest pole making alternating turns, and then turn around the furthest pole and race to the finish line.
6. Contestants will be assessed a five second penalty for each pole that they knock over. Contestants may touch a pole with their hand to prevent it from being knocked over.
7. Contestants will be penalized 1 second for losing their hat in the arena during their run
8. Contestants will be disqualified for:
  - a. Breaking the pattern - If a horse's shoulder goes past a pole on the wrong side, an alternating turn will not have been made and the pattern will have been broken. If horse and rider correct the mistake before the horse's shoulder goes past the pole by backing up to do so and then continuing with the pattern, they will NOT be disqualified. Once the horse's shoulder passes the pole, the pattern is broken, resulting in disqualification.
  - b. Excessive use a whip or using whip ahead of front cinch.
  - c. Fall of horse or rider.
  - d. Stepping on or over the start line once the pattern has been initiated.
  - e. Crossing the center line if running two contestants at a time.



1. Stakes are to be set 100 ft. apart and the second stake is to be 20 ft. away from the start line, with start and finish line being the same as all other events.
2. If running two riders at a time, both riders will turn the same direction on the stakes, which will be determined before the event begins.

3. The rider will start at the end of the arena, race down to the far pole and turn one direction, come back to the near pole and turn the opposite direction, go back to the far pole and turn the same direction as the first time, and then race back across the finish line at the end of the arena. The pattern is broken if the horse's shoulder goes past the stake on the wrong side
4. NO running starts.
5. Contestants will be penalized 1 second for losing their hat in the arena during their run
6. Contestants will be disqualified for:
  - a. Knocking over a stake.
  - b. Breaking the pattern – The pattern is broken if the horse's shoulder goes past the stake on the wrong side. If horse and rider correct the mistake before the horse's shoulder goes past the stake by backing up to do so and then continuing with the pattern, they will NOT be disqualified. Once the horse's shoulder passes the stake, the pattern is broken, resulting in disqualification.
  - c. Excessive use a whip or using whip ahead of front cinch.
  - d. Fall of horse or rider.
  - e. Stepping on or over the start line once the pattern has been initiated.
  - f. Crossing the center line if running two contestants at a time.



1. Course will be set up using 5 poles as shown on the diagram.



2. 2 poles will be placed four feet apart approximately 100 feet from the start/finish line. The next 2 poles will be placed 10 feet from the first 2 with the final pole in the middle approximately 5 feet from the second set of poles.
3. The rider will run from the start line between the first four poles, turn around the 5<sup>th</sup> pole (in either direction), run back through the four poles to the finish.
4. A 3 second penalty will be added for any of the first four poles that are knocked over.
5. NO running starts.
6. Contestants will be penalized 1 second for losing their hat in the arena during their run
7. Rider will be disqualified for:
  - a. Knocking over the 5<sup>th</sup> pole.
  - b. Going off course – If the horse and rider do not enter the poles through the middle of the first set of poles, or exits before passing through the second set, the rider may stop the horse, back him up and continue with the pattern as it should be. The rider may not turn the horse and return to where they broke the pattern or they will be disqualified.
  - c. Excessive use a whip or using whip ahead of front cinch.
  - d. Fall of horse or rider.
  - e. Stepping on or over the start line before the pattern has been completed.
  - f. Crossing the center line if running two at a time.

